

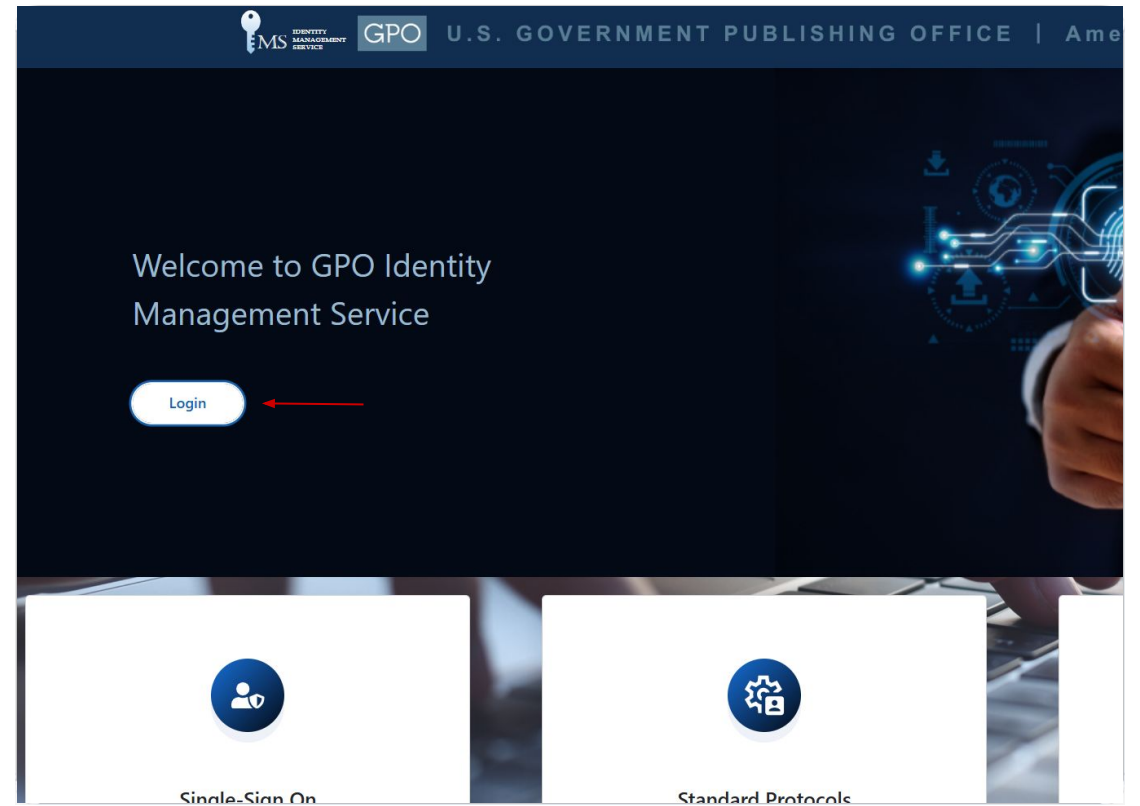
Resend Email Verification

1. Navigate to Login Portal

Start at the Homepage

Begin the recovery process by navigating to the official GPO Identity Management Service landing page.

- ➔ Locate the **Login** button.
- ➔ Use the top navigation menu or main banner.
- ➔ Proceed to the authentication dashboard.

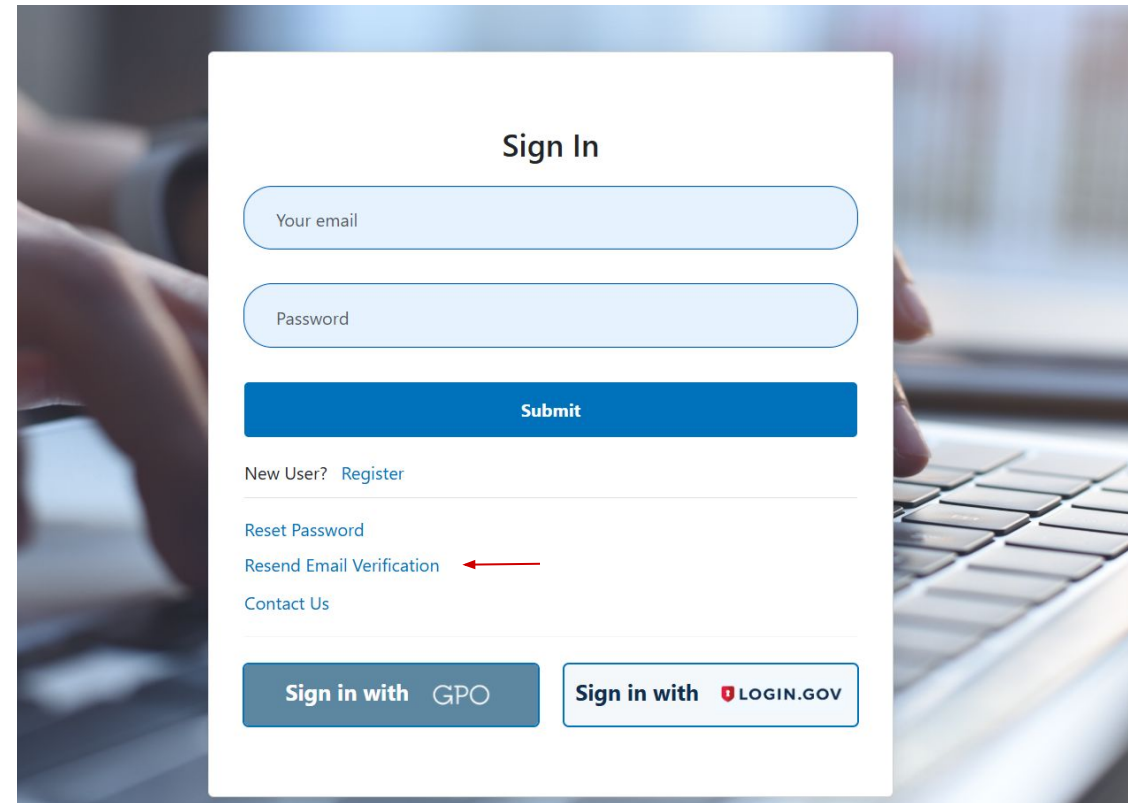


2. Locate Resend Link

Access the Verification Request

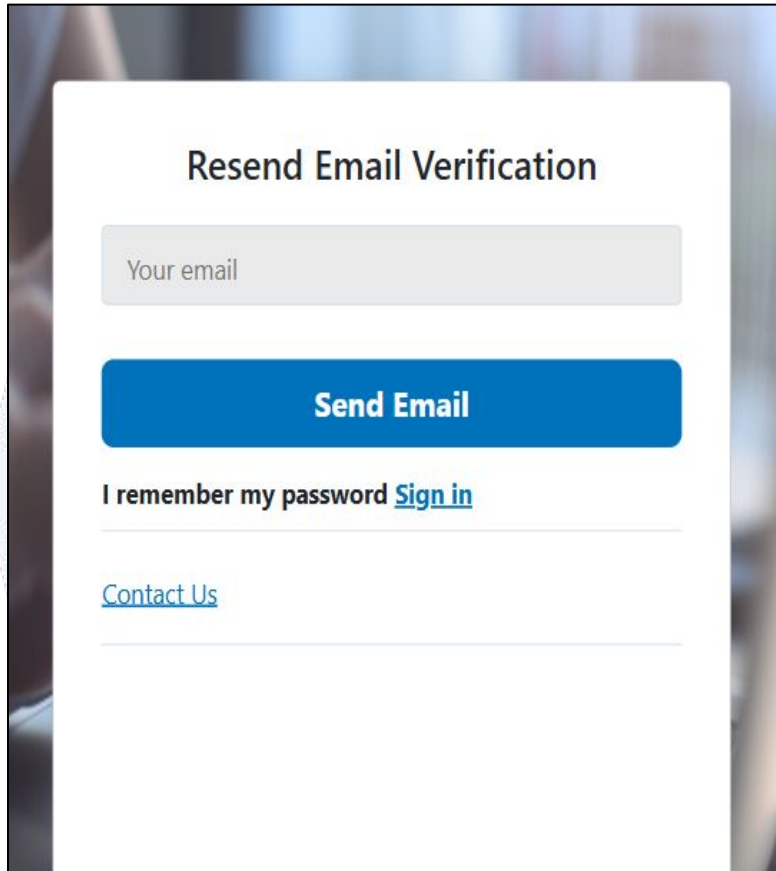
If you have registered but never confirmed your email, find the specific link on the Sign In page.

- 🔗 Look for "Resend Email Verification".
- 🔗 This is usually found below the password field.
- 🔗 Click to proceed to the entry form.



The image shows a "Sign In" form on a website. The form has two input fields: "Your email" and "Password". Below these fields is a blue "Submit" button. Underneath the submit button, there are several links: "New User? Register", "Reset Password", "Resend Email Verification", and "Contact Us". A red arrow points to the "Resend Email Verification" link. At the bottom of the form, there are two buttons for social login: "Sign in with GPO" and "Sign in with LOGIN.GOV".



3. Provide Registered Email



The screenshot shows a web form titled "Resend Email Verification". At the top, the title is centered. Below it is a light gray input field with the placeholder text "Your email". Underneath the input field is a prominent blue button with the text "Send Email" in white. Below the button, there is a line of text: "I remember my password [Sign in](#)". At the bottom of the form, there is a link that says "[Contact Us](#)".

Enter Account Details




You will be redirected to a dedicated request page. Accuracy is critical at this stage.

-  Type your registered email address carefully.
-  Click the **Send Email** button.

5. Confirm Email

Check Your Inbox

Open the new automated email from GPO IMS and finalize your email verification.

-  Locate the **Confirmation Link**.
-  Click to activate your account profile.
-  You can now sign in to the GPO ecosystem.



Email Added

Hello, Test Test.

This is to notify that your email gpotestingtest@gmail.com has been recently added to your IMS Account GPO Identity Management Service. Please confirm your email to sign in.

Please Confirm your Email by clicking the link
<https://imstest.gpo.gov:443/Account/ConfirmEmail/6f3b8eb5-0a31-4d7c-8511-34852d8ffa35>

Sign in to GPO IMS

Have questions?

Flow Summary



Navigate to Login page



Click Resend Link



Enter Email ID



Click Email Link
